

## ALIFLEX WITH BOILER



Vacuum board with heated surface, with built in boiler. With height and temperature adjustment.

---



[WATCH VIDEO](#)

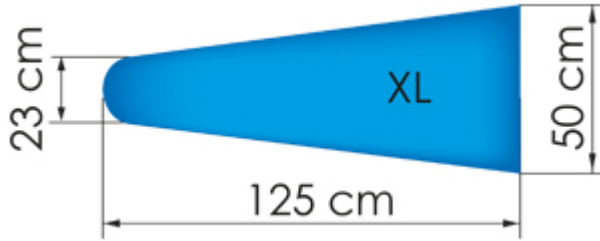
---

Product codes: 2256, 2257, 2258, 2259, 2262

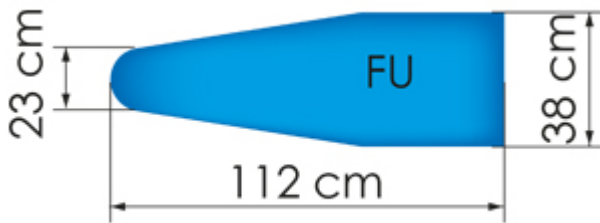
**DESCRIZIONE:** Series of vacuum boards with powerful suction. Each table can be equipped with a wide range of

accessories to fit different needs and expense budgets.

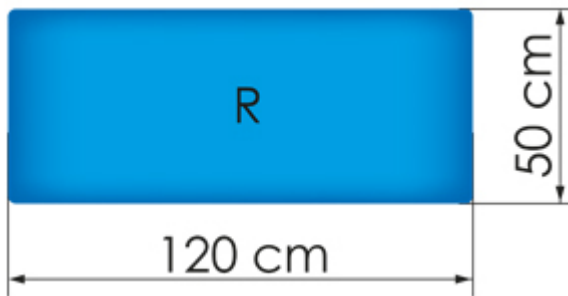
**Available shapes**



**XL surface size**




**FU surface size**



**Rectangular surface size**

|

## MAIN FEATURES



### Highly efficient foam padding

- Cover: HR3 cover.
- Padding: double density polyester.
- Mesh: open fibre mesh.



**Spring aided height adjustment**

From 79 to 97 cm



**Automatic built-in boiler with pump feed**

Available in 2 kW or 4 kW size



**Garment Tray**



**F022 steam electric iron**

[FIND OUT MORE](#)



**Cable holder rod**



**Surface temperature adjustment**

## **OPTIONS**



#### Overhead group


- Vertical support.
- Lamp.
- Rail with conveyor for iron.



**Pivoting iron support with cable holder rod for point to the right usage**



**Swing arm with suction buck**



**Chimney**





#### Second iron

- F022 steam electric iron.
- Electric box.

[FIND OUT MORE](#)



**Steam air gun**

[FIND OUT MORE](#)



**Steam gun**

[FIND OUT MORE](#)

**TECHNICAL SPECIFICATIONS**

	2256	2259	2257	2258	2262
<b>Description</b>	Utility shape (FU) With 2 kW single phase boiler	Large utility shape (XL) With 2 kW single phase boiler	Utility shape (FU) With 4 kW 3-phase boiler	Large utility shape (XL) With 4 kW 3-phase boiler	Rectangular shape (R) With 4 kW 3-phase boiler
<b>Electrical requirements</b>	230V 50Hz 220V 60Hz	230V 50Hz 220V 60Hz	230V 50Hz 220V 60Hz	230V 50Hz 220V 60Hz	230V 50Hz 220V 60Hz
<b>Total power</b>	3,26 kW	3,26 kW	5,26 kW	5,26 kW	5,70 kW
<b>Suction power</b>	0,45 kW 0,6 HP	0,45 kW 0,6 HP	0,45 kW 0,6 HP	0,45 kW 0,6 HP	0,45 kW 0,6 HP

	2256	2259	2257	2258	2262
<b>Pump power</b>	0,37 kW	0,37 kW	0,37 kW	0,37 kW	0,37 kW
	0,5 HP	0,5 HP	0,5 HP	0,5 HP	0,5 HP
<b>Surface heating</b>	0,44 kW	0,44 kW	0,44 kW	0,44 kW	0,44 kW x2 (//)
<b>Steam pressure</b>	3 bar	3 bar	3 bar	3 bar	3 bar
	43,5 PSI	43,5 PSI	43,5 PSI	43,5 PSI	43,5 PSI
<b>Footprint</b>	1205 x 445 mm	1205 x 445 mm	1205 x 445 mm	1205 x 445 mm	1205 x 445 mm
	47" x 18"	47" x 18"	47" x 18"	47" x 18"	47" x 18"
<b>Dimensions</b>	1600 x 530 x	1600 x 530 x	1600 x 530 x	1600 x 530 x	1600 x 530 x
	1565-1645 mm	1565-1645 mm	1565-1645 mm	1565-1645 mm	1565-1645 mm
	63" x 21" x	63" x 21" x	63" x 21" x	63" x 21" x	63" x 21" x 62"-65"
	62"-65"	62"-65"	62"-65"	62"-65"	
<b>Net weight</b>	72 kg	87 kg	72 kg	87 kg	90 kg
	159 lbs	192 lbs	159 lbs	192 lbs	198 lbs